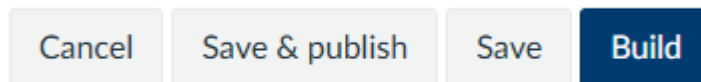


Exporting question set QTI file from Inspira to import into Canvas

It is possible to export an Inspira question set with the purpose of importing it into Canvas. For example, if you'd like to set up a take home Canvas quiz, but your exam content is currently on Inspira.

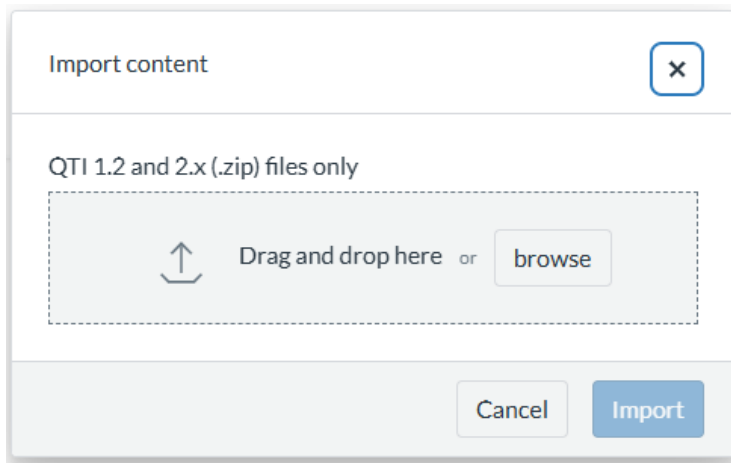
1. Follow the [guidance on exporting questions and question sets QTI](#)
2. Save the file in a local location, so it is easy to find
2. Access the canvas course where you wish to add the question set
3. Follow the [guidance for creating a new quiz](#). Make sure you include all the assignment settings required for the quiz.
4. Select build at the bottom right of the screen, you may need to scroll down to find it.



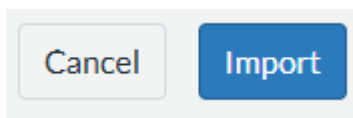
5. When in the build area, click on the three dots to the right of the screen and click import content



6. Drag and drop in the QTI file you wish to use, or select Browse to locate the file.



7. Click Import



8. It will take a moment while the content uploads
9. The screen will reload, and the question set content will be visible.
10. We recommend that you review the question set content to ensure is accurate and the formatting it correct. It is possible to edit content, details can be found in [guidance for creating a new quiz](#).
11. Once the import is complete, continue to set up the quiz as required.